

# TECHNICAL SPECIFICATIONS — STIKSTALL

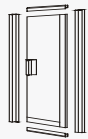
## 391CV - Door/Panel

StikStall Unit - 1/4" Door Glass

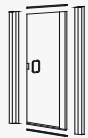


SC-505 Header Standard

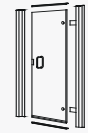
### Options



390C  
Standard  
Door



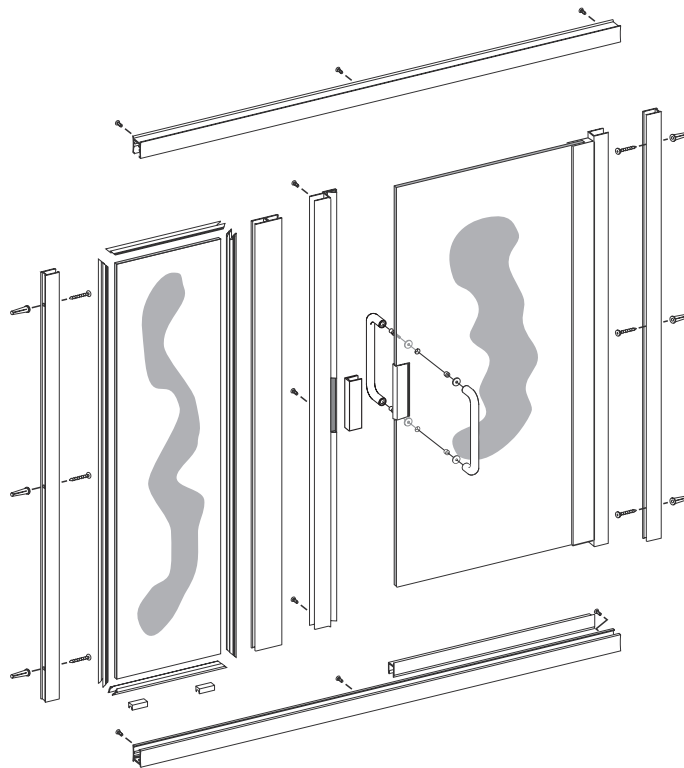
390CV  
Standard  
Door



390D  
Standard  
Door



SC-923  
Light Euro  
Header



### Glass Size

Door opening width as determined

- 390 - Door glass height = Unit ht. - 5  
Door glass width = Door Opening - 3/8
- 390C - Door glass height = Unit ht. - 3 5/8  
Door glass width = Door Opening - 1 3/16
- 390CV - Door glass height = Unit ht. - 3 1/8  
Door glass width = Door Opening - 1 3/16
- 390D - Door glass height = Unit ht. - 3 1/8  
Door glass width = Door Opening - 1/2

Panel glass width = Unit width - door opening width - 2 3/4

Panel glass ht. = Unit ht. - 1

### Standard Door Openings

- 390 - 24 3/4" and 28 3/4" at 68 1/2" Unit Height  
24 3/4" and 30 3/4" at 72" Unit Height  
24 3/8" and 28 3/8" at 76" Unit Height
- 390C - 25" and 30" at 68 1/2" Unit Height  
25" and 30" at 72" Unit Height  
25" and 30" at 76" Unit Height
- 390CV - 25 3/16" and 29 3/16" at 68 1/2" Unit Height  
25 3/16" and 29 3/16" at 72" Unit Height  
29 3/16" at 76" Unit Height

### Calculations

Maximum allowable width of unit = 72  
Maximum allowable height of unit = 84

### Adjustment for Wall Conditions

+ 3/8", - 0" on Door Panel  
± 1/4" on Fixed Panel